



Accreditation Council[™]
for Continuing Medical Education

learn well

Opioid REMS-Compliant Accredited CE Activities Reported to ACCME

2022 Update

This report describes the scope and diversity of accredited continuing education (CE) activities that are compliant with the US Food and Drug Administration's (FDA) Risk Evaluation and Mitigation Strategies (REMS) related to opioid analgesics. We published the first report in September 2014; the subsequent reports, published annually, reflect cumulative data. This report reflects data available as of May 15, 2022.

Background

The first FDA REMS to incorporate accredited CE was the Extended-Release and Long-Acting (ER/LA) Opioid Analgesics REMS, approved by the FDA in July 2012. This program has since been retired, and no new grants have been awarded to providers as of 2019. In 2018, the FDA issued the Opioid Analgesic REMS (OA REMS), which expanded the program to include immediate release opioids, as well as broader information about appropriate pain management and alternatives to opioids.

To support the CE community and the FDA, the Accreditation Council for Continuing Medical Education (ACCME®) modified the [Program and Activity Reporting System \(PARS\)](#) to enable accredited CE providers to submit information about REMS-compliant CE activities. The PARS data collection system was created in compliance with the MedBiquitous MEMS 2.0 Standard and Activity Reports 1.54 to ensure interchangeability and accuracy of the data.

Accredited CE providers choose to report this data as part of the terms and conditions of their commercial support agreement with the REMS Program Companies (RPC), the consortium of opioid manufacturers that are responsible for fulfilling the OA REMS. The ACCME aggregates the data and produces these reports as a service to the accredited CE community and other stakeholders. For more information, visit [CME for FDA REMS](#).

Opioid Analgesic REMS-Compliant Accredited CE Activities Reported in PARS

From March 1, 2019 through May 15, 2022, 26 accredited providers reported 346 OA REMS-compliant CE activities. Of those, 323 activities had been held or released, and 23 were planned for the future. For those activities that had been held or released, accredited providers reported 233,169 learners.

	Providers	Activities	Learners
Current or past	26	323	233,169
Future	6	23	N/A
Total	26*	346	233,169

Table 1. Number of accredited CE providers offering OA REMS-compliant CE activities. This includes all activities that have already been held, are currently available, or planned for the future.

**Total providers reflects the distinct count of accredited providers who are participating in this program. Providers may be counted in both rows if they have offered activities in the past and also have upcoming activities.*

These 346 activities were offered in a variety of formats; the most common format was live courses (Table 2).

		Activity Delivery Format	
		Internet	In-Person
Activity Type	Count		
Live Course	209	85	124
Enduring Material	135	131	4
Other/Blended Learning	1		
Regularly Scheduled Series	1	0	1
Grand Total	346	216	129

Table 2. OA REMS-compliant CE activities, by activity type and activity delivery format. This includes all activities that have already been held, are currently available, or planned for the future.

While the majority of activities were live courses, the majority of learners participated in activities offered as enduring materials (Figure 1).

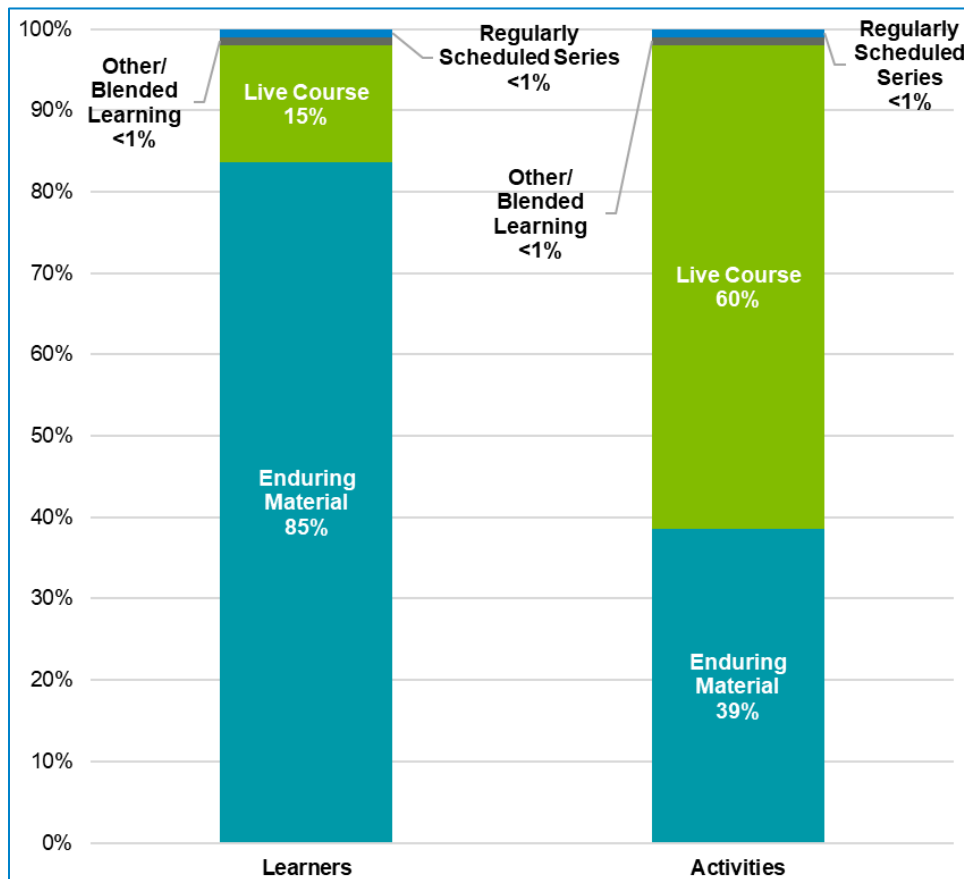


Figure 1. Numbers and percentages of OA REMS-compliant CE activities, by type. This includes activities that have already been held, are currently available, or planned for the future.

Of the 233,169 learners in OA REMS-compliant CE activities that had been held or released, 62% reported they were registered to prescribe Schedule 2 or 3 drugs (registered prescribers). Of these, approximately 84% indicated they had an individual license and 16% indicated they had an institutional license (Table 3).

Group	Number of Learners in Category	Percent of Total Learners	Percent of Registered Prescribers
Learners successfully completing	233,169	100%	-
Learners successfully completing who reported they are registered prescribers	144,045	62%	100%
Learners successfully completing who reported they have an individual license to prescribe	121,006	52%	84%
Learners successfully completing who reported they have an institutional license to prescribe	23,039	10%	16%

Table 3. Learners who completed OA REMS-compliant CE activities, including total numbers and registered prescribers.

Table 4 shows OA REMS-compliant CE activities by type of CE provider. This shows that schools of medicine currently reach the most learners (118,769) and prescribers (70,092).

CME Provider Type	Providers	Activities	All Learners	Registered Prescribers
School of Medicine	5	144	118,768	70,092
Publishing/Education Company	11	142	72,890	45,767
Non-profit (Physician Membership Organization)	8	46	39,683	26,911
Not Classified	1	13	1,622	1,275
Non-profit (Other)	1	1	206	N/A
Totals	26	346	233,169	144,045

Table 4. CE providers, activities, learners, and prescribers by CE provider type. This includes activities that have already been held, are currently available, or planned for the future.

Learners were also asked to indicate their profession, their length of time in practice, their practice area, and the state in which they practice. The following tables illustrate this data.

Of the 233,169 learners who successfully completed these CE activities, physicians and advanced practice nurses made up the largest groups (Figure 2).

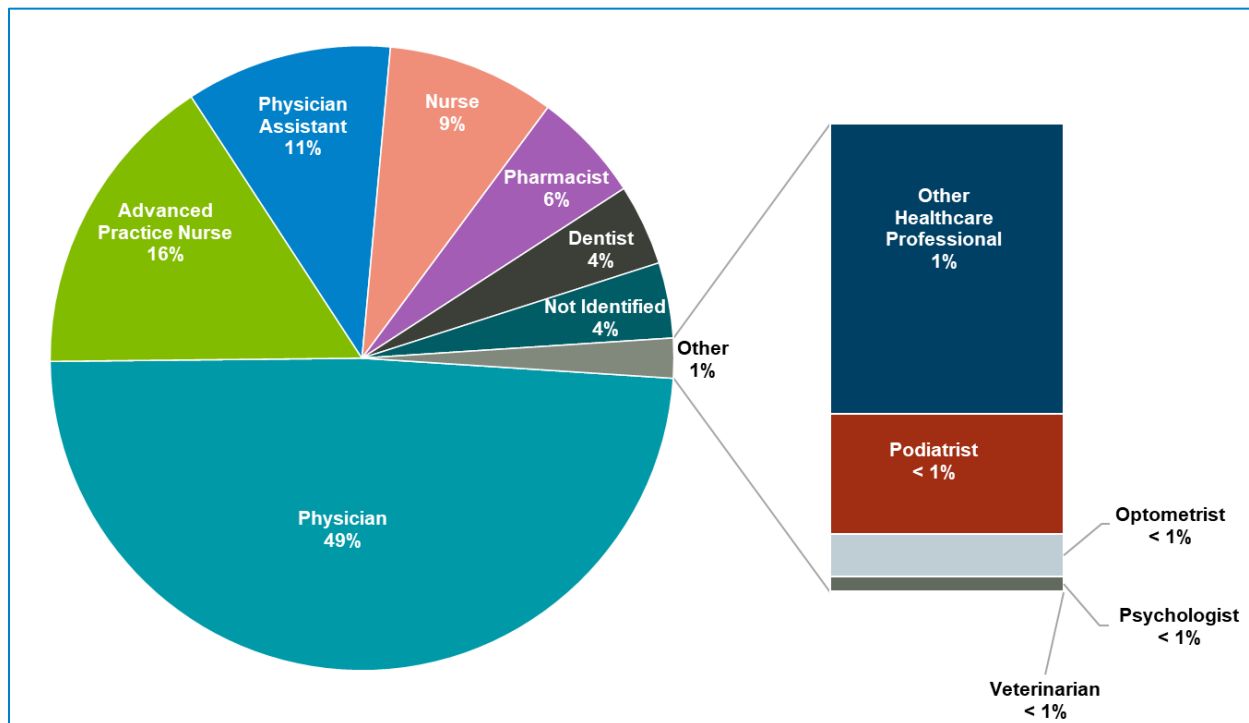


Figure 2. Learners who have successfully completed OA REMS-compliant CE activities, by profession (n=233,169).

Of the 233,169 learners reported, 185,107 (79%) learners reported their length of time in practice. The range of time is described below by profession (Figure 3).

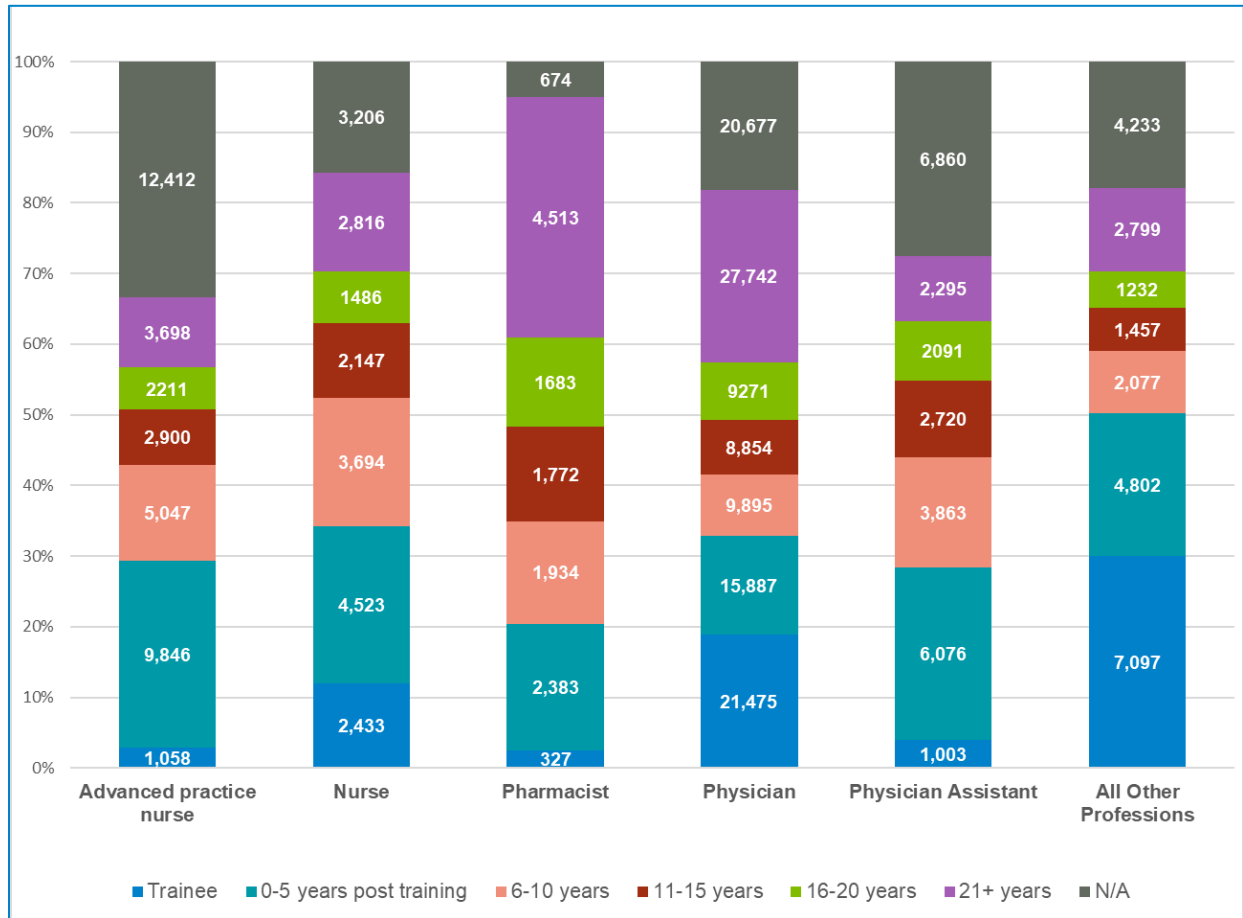


Figure 3. Learners who have successfully completed OA REMS-compliant CE activities by profession and length of time in practice.

Of the 233,169 learners, 217,112 (93%) reported their practice area. Figure 4 shows the top ten practice areas reported by learners. The most commonly reported practice area was “Other” with 42,715 learners. The practice area with the most learners with a license to prescribe Schedule 2 or 3 drugs (registered prescribers) was “Family Medicine” with 26,984 learners.

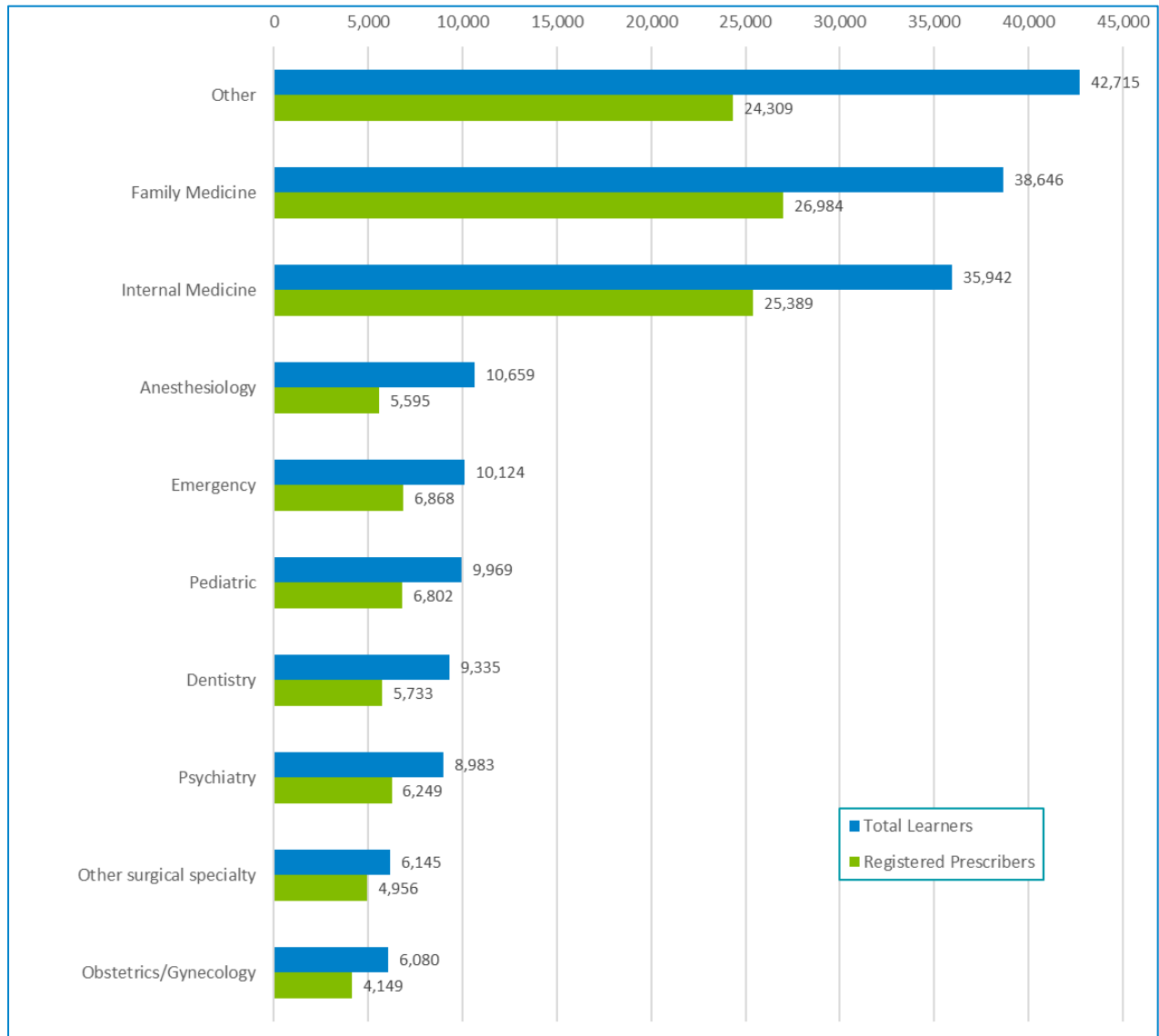


Figure 4. Top ten practice areas reported by learners listed by learner count and prescriber status.

Of the 233,169 learners, 194,798 (84%) reported the state in which they practice. Figure 5 shows this data.

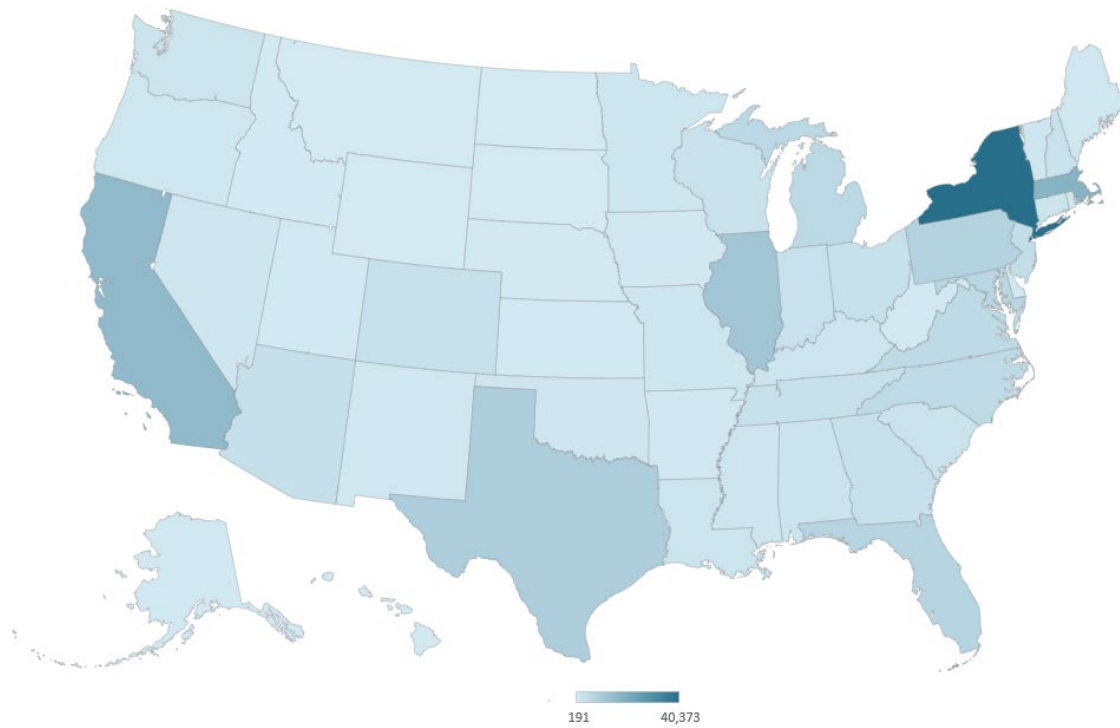


Figure 5. States in which learners practice.

State	Learners	State	Learners	State	Learners
Alabama	2,103	Louisiana	1,976	Oklahoma	1,351
Alaska	540	Maine	1,234	Oregon	1,236
American Samoa	21	Maryland	6,278	Pennsylvania	7,610
Arizona	3,350	Massachusetts	17,830	Puerto Rico	156
Arkansas	956	Michigan	5,687	Rhode Island	1,095
California	15,833	Minnesota	1,622	South Carolina	2,359
Colorado	3,230	Mississippi	1,671	South Dakota	203
Connecticut	1,965	Missouri	1,577	Tennessee	3,097
Delaware	704	Montana	233	Texas	9,258
District of Columbia	775	Nebraska	520	Utah	646
Florida	6,903	Nevada	1,407	Vermont	1,388
Georgia	3,287	New Hampshire	2,914	Virgin Islands	9
Guam	18	New Jersey	4,000	Virginia	5,219
Hawaii	418	New Mexico	1,191	Washington	1,931
Idaho	344	New York	40,373	West Virginia	559
Illinois	11,866	North Carolina	5,115	Wisconsin	2,746
Indiana	3,040	North Dakota	191	Wyoming	294
Iowa	962	Northern Mariana Islands	6	Canada	2
Kansas	629	Ohio	3,208	Not Reported	38,369
Kentucky	1,664				
Total				194,798	

Appendix A: Accredited CE Providers that Reported OA REMS-Compliant Activities in PARS

The following accredited CE providers offered or plan to offer OA REMS-compliant activities and reported data via PARS, which is included in this 2022 REMS Data Report:

AKH Inc. Advancing Knowledge in Healthcare
American Academy of Hospice & Palliative Medicine
American College of Osteopathic Internists
American Society of Addiction Medicine
American Society of Anesthesiologists
Antidote Education Company
Boston University School of Medicine
Clinical Care Options LLC
CME Outfitters, LLC
Horizon CME, Inc.
Illinois State Medical Society
Interstate Postgraduate Medical Association of North America
Johns Hopkins University, School of Medicine
Massachusetts Medical Society
MediCom WorldWide, Inc.
Medicus Consultants in Education, Inc.
Mescape, LLC
Nurse Practitioner Healthcare Foundation
Ogden Surgical-Medical Society
Postgraduate Institute for Medicine
Pri-Med Institute, LLC (d.b.a. pmiCME)
Purdue University
UKHC CE Central
UMA Education, Inc. dba Global Education Group
University of North Texas Health Science Center
USF Health